



IEC 60204-11

Edition 2.0 2018-07  
REDLINE VERSION

# INTERNATIONAL STANDARD



---

**Safety of machinery – Electrical equipment of machines –  
Part 11: Requirements for HV equipment for voltages above 1 000 V AC or  
1 500 V DC and not exceeding 36 kV**

INTERNATIONAL  
ELECTROTECHNICAL  
COMMISSION

---

ICS 13.110; 29.020

ISBN 978-2-8322-5929-0

**Warning! Make sure that you obtained this publication from an authorized distributor.**

## CONTENTS

FOREWORD.....	6
INTRODUCTION.....	8
1 Scope.....	10
2 Normative references.....	11
3 Terms and definitions .....	13
4 General requirements .....	21
4.1 General <del>considerations</del> .....	21
4.2 Selection of electrical equipment .....	22
4.3 Electrical power supply.....	22
4.3.1 General .....	22
4.3.2 <del>Supplies</del> Voltage characteristics.....	22
4.3.3 On-board power supply .....	23
4.4 Physical environment and operating conditions .....	23
4.4.1 General .....	23
4.4.2 Electromagnetic compatibility (EMC) .....	23
4.5 Transportation and storage.....	24
4.6 Provisions for handling .....	24
4.7 Installation .....	24
4.7.1 General .....	24
4.7.2 Assembly and mounting .....	24
5 Incoming supply conductor terminations and devices for disconnecting and switching off, <del>and means for earthing</del> .....	24
5.1 Incoming <del>supply</del> high-voltage conductor terminations.....	24
5.2 Earthing terminal of high-voltage equipment .....	24
5.3 Supply disconnecting <del>(isolating)</del> devices and means for earthing.....	25
5.3.1 General .....	25
5.3.2 Type .....	25
5.3.3 Requirements for disconnectors .....	26
5.3.4 <del>Means</del> Requirements for earthing and short-circuiting.....	27
<del>Operating handle</del> .....	27
5.3.5 Arrangement of disconnecting and earthing devices.....	27
5.4 Devices for switching off for prevention of unexpected start-up.....	28
5.5 Devices for disconnecting and means for earthing HV equipment .....	28
5.6 Protection against unauthorized, inadvertent and/or mistaken operation .....	29
6 Protection against electric shock.....	29
6.1 General.....	29
6.2 Protection against direct contact.....	30
6.3 Protection against indirect contact.....	30
6.3.1 General .....	30
6.3.2 Measures to prevent the occurrence of a hazardous touch voltage for an unlimited time of fault duration.....	31
6.3.3 Protection by automatic disconnection of supply within a limited time of fault duration.....	31
6.3.4 Protection for mobile machines.....	31
7 Protection of HV equipment .....	32
7.1 General.....	32

7.2	Overcurrent protection.....	32
7.2.1	General .....	32
7.2.2	Supply conductors .....	32
7.2.3	Power circuits .....	32
7.2.4	Transformers .....	33
7.2.5	Overcurrent protective devices .....	33
7.2.6	Rating and setting of overcurrent protective devices .....	33
7.3	Protection of motors against overheating .....	33
7.4	Protection against abnormal temperature.....	33
7.5	Protection against the effects of supply interruption or voltage reduction and subsequent restoration .....	33
7.6	Motor overspeed protection .....	34
7.7	Earth fault protection .....	34
7.8	Protection against overvoltages due to lightning and to switching surges.....	34
	<del>Protection against abnormal conditions .....</del>	
7.9	Protection against hazards due to arc faults.....	35
7.10	Protection against overpressure and leakage .....	35
7.11	Protection against fire .....	35
8	Equipotential bonding .....	35
8.1	General.....	35
8.2	Protective bonding circuit .....	37
8.2.1	General .....	37
8.2.2	Protective conductors.....	38
8.2.3	Continuity of the protective bonding circuit.....	39
	<del>Exclusion of switching devices from the protective bonding circuit.....</del>	
	<del>Interruption of the protective bonding circuit .....</del>	
8.2.4	Mobile machines .....	40
8.2.5	Protective bonding circuit connecting points .....	40
8.2.6	Supplementary <del>equipotential</del> protective bonding conductors.....	40
9	Control systems, control circuits and control functions .....	40
10	Operator interface and machine-mounted control devices .....	41
11	Electronic equipment .....	41
12	Controlgear: location, mounting, and enclosures .....	41
12.1	General requirements.....	41
12.2	Location and mounting .....	41
12.2.1	Accessibility and maintenance.....	41
12.2.2	Physical separation.....	42
12.3	Degrees of protection .....	42
12.4	Enclosures, doors and openings .....	43
12.5	Access to HV equipment .....	44
13	Conductors and cables .....	44
13.1	General requirements.....	44
13.2	Conductors .....	44
13.3	Insulation and sheath materials .....	45
13.4	Current-carrying capacity in normal service .....	45
13.5	Conductor and cable voltage drop .....	46
13.6	Minimum cross-sectional area .....	46
13.7	Flexible cables .....	46

13.7.1	General .....	46
13.7.2	Mechanical rating.....	46
13.7.3	Current-carrying capacity of cables wound on drums .....	46
13.8	Conductor wires, conductor bars and slip-ring assemblies.....	47
13.8.1	Protection against direct contact.....	47
13.8.2	Protective bonding circuit .....	47
13.8.3	Protective conductor current collectors .....	48
13.8.4	Clearances in air.....	48
13.8.5	Creepage distances .....	48
13.8.6	Conductor system sectioning.....	49
13.8.7	Construction and installation of conductor wire, conductor bar systems and slip-ring assemblies.....	49
14	Wiring practices.....	50
14.1	Connections and routing.....	50
14.1.1	General requirements.....	50
14.1.2	Cable runs .....	50
14.2	Identification of conductors.....	51
14.3	Flexible cables .....	51
14.4	Plug-socket combinations.....	52
14.5	Dismantling for shipment .....	52
14.6	Cable trays .....	52
15	Electric motors and associated equipment.....	52
15.1	General.....	52
15.2	Motor connection boxes .....	52
	<del>Accessories.....</del>	
	<del>Accessories for earthing and short-circuiting live parts.....</del>	
	<del>Voltage detectors.....</del>	
	<del>Accessories for safe working.....</del>	
16	Means to protect persons working on electrical installations .....	53
16.1	General.....	53
16.2	Equipment for isolating installations or apparatus .....	53
16.3	Devices to prevent reclosing of isolating devices.....	53
16.4	Devices for determining the de-energized state.....	53
16.5	Devices for earthing and short-circuiting .....	53
16.6	Equipment acting as protective barriers against adjacent live parts .....	53
16.7	Storage of personal protection equipment.....	53
17	Marking, warning signs and reference designations.....	54
17.1	General.....	54
17.2	Warning signs .....	54
18	Technical documentation .....	55
18.1	General.....	55
18.2	Instructions for use.....	55
18.2.1	General .....	55
18.2.2	Provisions for handling .....	55
18.2.3	Assembly and mounting .....	55
18.2.4	Connections.....	55
18.2.5	Final installation inspection .....	55
18.2.6	Warning sign.....	56

19	Testing and verification.....	56
19.1	General.....	56
19.2	Earthing system tests.....	56
19.3	Insulation resistance tests.....	56
19.4	Voltage tests.....	57
19.5	Functional tests.....	57
19.6	IP tests for HV equipment outside electrical operating areas.....	57
19.7	Retesting.....	57
Annex A	(informative) Examples of machines covered by IEC 60204-11.....	58
Annex B	(informative) Inquiry form for the HV equipment of machines.....	59
	<del>Annex (informative) Method of calculation for the cross-sectional area of bare protective conductors in supply systems with direct earthing or low impedance earthing of the neutral.....</del>	
Annex C	(informative) Relationship between cable rated voltages and highest voltage for HV equipment.....	65
	<del>Annex (informative) Rationalization of the use of terms relating to earthing and protective bonding.....</del>	
	<del>Index.....</del>	
	Bibliography.....	71
	<del>Figure—Explanation of the terms relating to earthing and protective bonding.....</del>	
Figure 1	– Block diagram of a machine containing HV equipment.....	9
Figure 2	– Example of equipotential bonding for electrical equipment of a machine.....	37
Figure 3	– Symbol for protective earth (protective ground).....	40
Figure 4	– Warning sign “high voltage”.....	54
Figure 5	– DANGER hazard severity panel.....	55
	<del>Table—Cross-sectional area of bare protective conductors.....</del>	
Table 1	– Maximum allowable conductor temperatures under normal and short-circuit conditions.....	45
Table 2	– De-rating factors for cables wound on drums.....	47
Table 3	– Selection of the pollution level depending on the degree of protection and insulator material.....	49
Table 4	– Minimum creepage distance of conductor lines and slip ring assemblies.....	49
Table B.1	– Overvoltage protection for HV equipment of machinery.....	62
Table C.1	– Rated voltages of cable and highest voltage for HV equipment.....	65

## INTERNATIONAL ELECTROTECHNICAL COMMISSION

---

**SAFETY OF MACHINERY –  
ELECTRICAL EQUIPMENT OF MACHINES –****Part 11: Requirements for ~~HV~~ equipment for voltages  
above 1 000 V AC or 1 500 V DC and not exceeding 36 kV**

## FOREWORD

- 1) The International Electrotechnical Commission (IEC) is a worldwide organization for standardization comprising all national electrotechnical committees (IEC National Committees). The object of IEC is to promote international co-operation on all questions concerning standardization in the electrical and electronic fields. To this end and in addition to other activities, IEC publishes International Standards, Technical Specifications, Technical Reports, Publicly Available Specifications (PAS) and Guides (hereafter referred to as "IEC Publication(s)"). Their preparation is entrusted to technical committees; any IEC National Committee interested in the subject dealt with may participate in this preparatory work. International, governmental and non-governmental organizations liaising with the IEC also participate in this preparation. IEC collaborates closely with the International Organization for Standardization (ISO) in accordance with conditions determined by agreement between the two organizations.
- 2) The formal decisions or agreements of IEC on technical matters express, as nearly as possible, an international consensus of opinion on the relevant subjects since each technical committee has representation from all interested IEC National Committees.
- 3) IEC Publications have the form of recommendations for international use and are accepted by IEC National Committees in that sense. While all reasonable efforts are made to ensure that the technical content of IEC Publications is accurate, IEC cannot be held responsible for the way in which they are used or for any misinterpretation by any end user.
- 4) In order to promote international uniformity, IEC National Committees undertake to apply IEC Publications transparently to the maximum extent possible in their national and regional publications. Any divergence between any IEC Publication and the corresponding national or regional publication shall be clearly indicated in the latter.
- 5) IEC itself does not provide any attestation of conformity. Independent certification bodies provide conformity assessment services and, in some areas, access to IEC marks of conformity. IEC is not responsible for any services carried out by independent certification bodies.
- 6) All users should ensure that they have the latest edition of this publication.
- 7) No liability shall attach to IEC or its directors, employees, servants or agents including individual experts and members of its technical committees and IEC National Committees for any personal injury, property damage or other damage of any nature whatsoever, whether direct or indirect, or for costs (including legal fees) and expenses arising out of the publication, use of, or reliance upon, this IEC Publication or any other IEC Publications.
- 8) Attention is drawn to the Normative references cited in this publication. Use of the referenced publications is indispensable for the correct application of this publication.
- 9) Attention is drawn to the possibility that some of the elements of this IEC Publication may be the subject of patent rights. IEC shall not be held responsible for identifying any or all such patent rights.

**This redline version of the official IEC Standard allows the user to identify the changes made to the previous edition. A vertical bar appears in the margin wherever a change has been made. Additions are in green text, deletions are in strikethrough red text.**

International Standard IEC 60204-11 has been prepared by IEC technical committee 44: Safety of machinery – Electrotechnical aspects.

This second edition cancels and replaces the first edition, published in 2000. This edition constitutes a technical revision.

This edition contains significant technical changes with respect to the previous edition regarding the following:

- aspects of risk assessment, which are mirrored from ISO 12100;
- equipotential bonding and earthing;
- EMC and power quality;
- HV switchgear and controlgear;
- creepage distances for conductors and slip-ring assemblies;
- a list of machinery using HV equipment, in Annex A.

This second edition of IEC 60204-11 has been updated and improved to reflect the experience gained with the first edition and the evolution of high-voltage equipment reflected in the relevant standards.

Regarding formal requirements, IEC 60204-11 has been aligned with

- IEC 60204-1:2016,
- IEC 61936-1:2010 and IEC 61936-1:2010/AMD1:2014,
- IEC 62271 (all parts).

This document is intended to be used in conjunction with IEC 60204-1.

The text of this International Standard is based on the following documents:

FDIS	Report on voting
44/819/FDIS	44/828/RVD

Full information on the voting for the approval of this International Standard can be found in the report on voting indicated in the above table.

This document has been drafted in accordance with the ISO/IEC Directives, Part 2.

A list of all parts in the IEC 60204 series, published under the general title *Safety of machinery – Electrical equipment of machines*, can be found on the IEC website.

The committee has decided that the contents of this document will remain unchanged until the stability date indicated on the IEC website under "<http://webstore.iec.ch>" in the data related to the specific document. At this date, the document will be

- reconfirmed,
- withdrawn,
- replaced by a revised edition, or
- amended.

**IMPORTANT – The 'colour inside' logo on the cover page of this publication indicates that it contains colours which are considered to be useful for the correct understanding of its contents. Users should therefore print this document using a colour printer.**

## INTRODUCTION

This part of IEC 60204 provides requirements and recommendations relating to the high-voltage electrical equipment (HV equipment) of machines together with its associated low-voltage electrical equipment (LV equipment) so as to promote

- safety of persons and property,
- consistency of control response,
- ~~ease of maintenance~~ maintainability.

~~High performance is not to be obtained at the expense of the essential factors mentioned above.~~

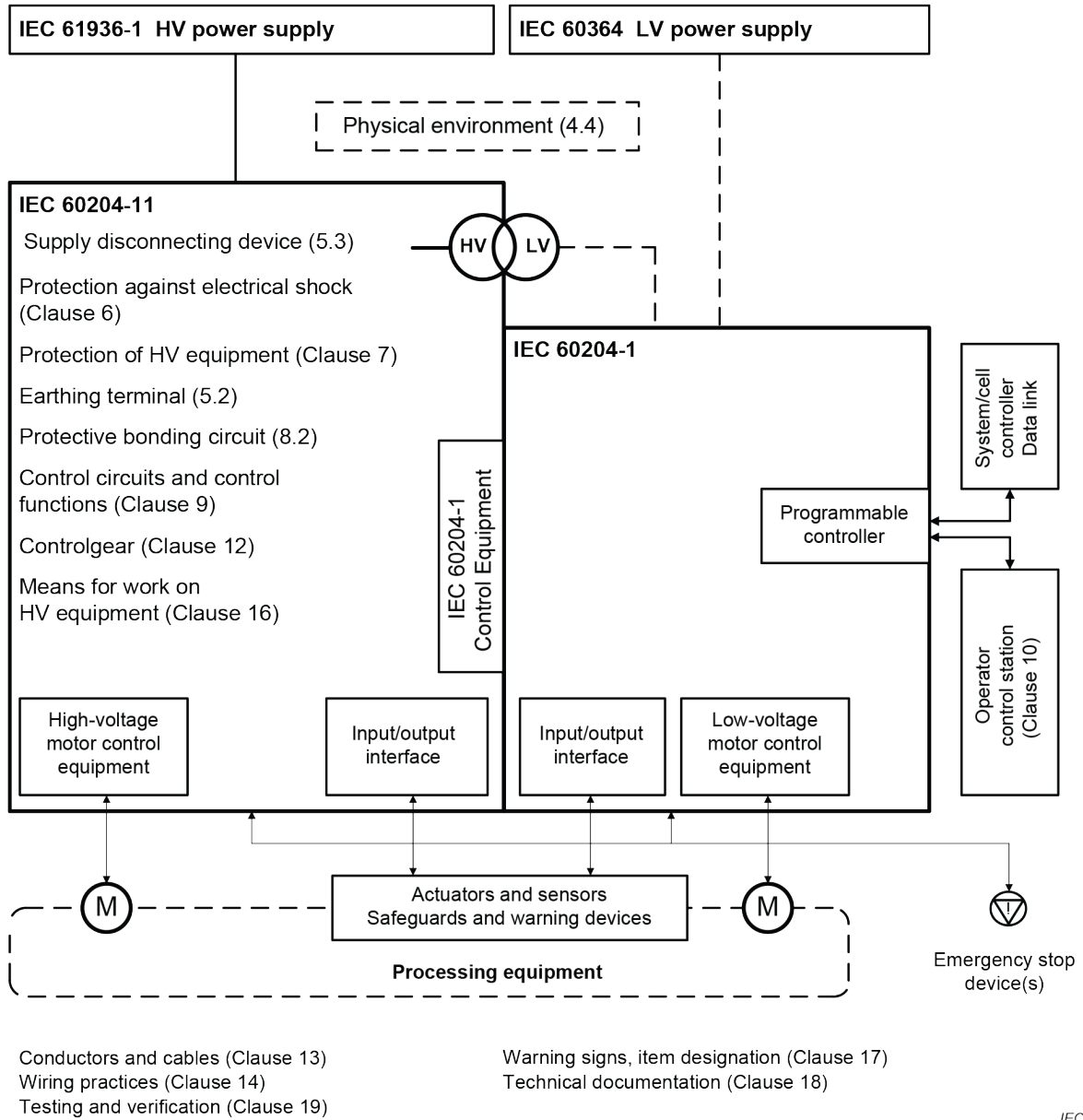
~~An example of a possible application of these requirements is a machine or group of machines used for the processing of a material where a failure in such machinery can have serious economic consequences.~~

Figure 1 is a block diagram of a machine and associated equipment showing the various elements of the electrical equipment addressed in this document. Numbers in parentheses (...) refer to clauses and subclauses in this document. It is understood that all of the elements taken together including the safeguards, software and the documentation constitute the machine or group of machines working together with usually at least one level of supervisory control.

~~More guidance on the use of this standard is given in annex F of IEC 60204-1.~~

This document should be used in conjunction with IEC 60204-1. HV equipment can include LV control parts in the same general enclosure or in separate compartments.





**Figure 1 – Block diagram of a machine containing HV equipment**

## SAFETY OF MACHINERY – ELECTRICAL EQUIPMENT OF MACHINES –

### Part 11: Requirements for ~~HV~~ equipment for voltages above 1 000 V AC or 1 500 V DC and not exceeding 36 kV

#### 1 Scope

This part of IEC 60204 applies to electrical and electronic equipment and systems to machines, including a group of machines working together in a co-ordinated manner, ~~but excluding higher level system aspects (i.e. communications between systems)~~ which operate at nominal voltages above 1 000 V AC or 1 500 V DC and not exceeding 36 kV AC or DC with nominal frequencies not exceeding 60 Hz.

~~This part of IEC 60204 is applicable to equipment, or parts of equipment, which operate with nominal supply voltages above 1 000 V a.c. or 1 500 V d.c. and not exceeding 36 kV a.c. or d.c. with nominal frequencies not exceeding 200 Hz. For higher voltages or frequencies, special requirements may be needed.~~

In this document, the term HV equipment also covers the LV equipment forming an integral part of the equipment operating at high voltage. The requirements in this document primarily cover the parts operating at high-voltage except where explicitly stated otherwise. ~~Reference is made to IEC 60204-1 for those requirements which also apply to HV equipment.~~

NOTE 1 ~~Other LV equipment not forming part of the HV equipment and defined as operating at voltages not exceeding 1 000 V a.c. or 1 500 V d.c. are~~ is covered by IEC 60204-1:2016.

NOTE 2 In this document, the term "electrical" includes both electrical and electronic matters (i.e. electrical equipment means both the electrical and the electronic equipment).

NOTE 3 This document does not apply to independent high-voltage power supply installations for which separate IEC standards exist.

The electrical equipment covered by this document commences at the point of connection of the supply to the electrical equipment of the machine (see 5.1).

~~NOTE For the requirements for power supply installations, see HD 637.~~

NOTE 4 For the requirements for high-voltage power supply installations, see IEC 61936-1.

This document is ~~an application~~ a generic safety standard ~~and is not intended to limit or inhibit technological advancement~~. It does not cover all the requirements (e.g. guarding, interlocking or control) which are needed or required by other standards or regulations in order to safeguard personnel from hazards other than electrical hazards. Each type of machine has unique requirements to be accommodated to provide adequate safety.

NOTE 5 In some machines the high-voltage power supply can be produced by a step-up transformer (autotransformer), supplied by a low-voltage system (e.g. by a LV generator).

NOTE 6 In the context of this document, the term "person" refers to any individual; "personnel" are those persons who are assigned and instructed by the user or his agent(s) in the use and care of the machine in question.

This part of IEC 60204 specifically includes, but is not limited to, machines as defined in 3.29 (Annex A lists examples of machines whose electrical equipment ~~may~~ can be covered by this document).

For protection against electric shock from high-voltage equipment, this document refers to IEC 61936-1. When it comes to low-voltage equipment, this document refers to IEC 60204-1:2016.

NOTE 7 High- and low-voltage standards use different terms regarding protection against electric shock. Whereas high-voltage standards use the terms “direct contact” and “indirect contact”, low-voltage standards correspondingly use “basic protection” and “fault protection”.

Additional and special requirements can apply to the electrical equipment of machines that

- are used in the open air (i.e. outside buildings or other protective structures);
- use, process or produce potentially explosive material (e.g. paint or sawdust);
- are used in potentially explosive and/or flammable atmospheres;
- have special risks when producing or using certain materials;
- are used in mines.

~~Power circuits where electrical energy is directly used as a working tool are excluded from this part of IEC 60204.~~

Hazards as a result of noise and vibration are excluded from the scope of this document.

## 2 Normative references

The following documents are referred to in the text in such a way that some or all of their content constitutes requirements of this document. For dated references, only the edition cited applies. For undated references, the latest edition of the referenced document (including any amendments) applies.

~~IEC 60034-1:1996, *Rotating electrical machines – Part 1: Rating and performance*~~

~~IEC 60050(191):1990, *International Electrotechnical Vocabulary (IEV) – Chapter 191: Dependability and quality of service*~~

~~IEC 60050-195:1998, *International Electrotechnical Vocabulary (IEV) – Part 195: Earthing and protection against electric shock*~~

~~IEC 60050(441):1984, *International Electrotechnical Vocabulary (IEV) – Chapter 441: Switchgear, controlgear and fuses*~~

~~IEC 60050(826):1982, *International Electrotechnical Vocabulary (IEV) – Chapter 826: Electrical installations of buildings*~~

~~IEC 60050(826):1995, amendment No. 2~~

~~IEC 60071-1:1993, *Insulation co-ordination – Part 1: Definitions, principles and rules*~~

IEC 60071-2:1996, *Insulation co-ordination – Part 2: Application guide*

IEC 60076-5:1976, *Power transformers – Part 5: Ability to withstand short-circuit*

~~IEC 60129:1984, *Alternating current disconnectors and earthing switches*~~

~~IEC 60298:1990, *A.C. metal enclosed switchgear and controlgear for rated voltages above 1 kV and up to and including 52 kV*~~

~~IEC 60364-4-41:1992, Electrical installations of buildings – Part 4: Protection for safety – Chapter 41: Protection against electric shock~~

~~IEC 60364-4-42:1980, Electrical installations of buildings – Part 4: Protection for safety – Chapter 42: Protection against thermal effects~~

IEC 60204-1:1997 2016, Safety of machinery – Electrical equipment of machines – Part 1: General requirements

IEC 60364-5-54:1980 2011, Low-voltage electrical installations ~~of buildings~~ – Part 5-54: Selection and erection of electrical equipment – Earthing arrangements and protective conductors

IEC 60417, Graphical symbols for use on equipment (available at <http://www.graphical-symbols.info/equipment>)

~~IEC 60420:1990, High-voltage alternating current switch-fuse combinations~~

IEC 60445:1999, Basic and safety principles for man-machine interface, marking and identification – Identification of equipment terminals ~~and of terminations of certain designated, conductor terminations and conductors, including general rules for an alphanumeric system~~

~~IEC 60466:1987, A.C. insulation enclosed switchgear and controlgear for rated voltages above 1 kV and up to and including 38 kV~~

IEC 60529:1989, Degrees of protection provided by enclosures (IP Code)

~~IEC 60621-3:1979, Electrical installations for outdoor sites under heavy conditions (including open-cast mines and quarries) – Part 3: General requirements for equipment and ancillaries~~

~~IEC 60694:1996, Common specifications for high voltage switchgear and controlgear standards~~

IEC 60865-1:1993, Short-circuit currents – Calculation of effects – Part 1: Definitions and calculation methods

~~IEC 61230:1993, Live working – Portable equipment for earthing or earthing and short-circuiting~~

~~IEC 61243-1:1993, Live working – Voltage detectors – Part 1: Capacitive type to be used for voltages exceeding 1 kV a.c.~~

~~IEC 61310-1:1995, Safety of machinery – Indication, marking and actuation – Part 1: Requirements for visual, auditory and tactile signals~~

~~IEC 61310-3:1999, Safety of machinery – Indication, marking and actuation – Part 3: Requirements for the location and operation of actuators~~

IEC 61800 (all parts), Adjustable speed electrical power drive systems

IEC 61936-1:2010, Power installations exceeding 1 kV a.c. – Part 1: Common rules  
IEC 61936-1:2010/AMD1:2014

IEC 62061, Safety of machinery – Functional safety of safety-related electrical, electronic and programmable electronic control systems

IEC 62271-102, *High-voltage switchgear and controlgear – Part 102: Alternating current disconnectors and earthing switches*

IEC 62271-103, *High-voltage switchgear and controlgear – Part 103: Switches for rated voltages above 1 kV up to and including 52 kV*

IEC 62271-105, *High-voltage switchgear and controlgear – Part 105: Alternating current switch-fuse combinations for rated voltages above 1 kV up to and including 52 kV*

IEC 62271-107, *High-voltage switchgear and controlgear – Part 107: Alternating current fused circuit-switchers for rated voltages above 1 kV up to and including 52 kV*

IEC 62271-200:2011, *High-voltage switchgear and controlgear – Part 200: AC metal-enclosed switchgear and controlgear for rated voltages above 1 kV and up to and including 52 kV*

IEC 62271-201, *High-voltage switchgear and controlgear – Part 201: AC solid-insulation enclosed switchgear and controlgear for rated voltages above 1 kV and up to and including 52 kV*

IEC 62745, *Safety of machinery – Requirements for cableless control systems of machinery*

ISO 13849-1, *Safety of machinery – Safety-related parts of control systems – Part 1: General principles for design*

ISO 3864-1:1984 2011, *Graphical symbols – Safety colours and safety signs – Part 1: Design principles for safety signs and safety markings*

ISO 3864-2:2016, *Graphical symbols – Safety colours and safety signs – Part 2: Design principles for product safety labels*

ISO 7010:2011, *Graphical symbols – Safety colours and safety signs – Registered safety signs*

ISO 12100, *Safety of machinery – General principles for design – Risk assessment and risk reduction*

~~ISO/TR 12100-1:1992, *Safety of machinery – Basic concepts, general principles for design – Part 1: Basic terminology, methodology*~~

~~EN 50178:1997, *Electronic equipment for use in power stations*~~

~~HD 637:1999, *Power installations exceeding 1 kV a.c.*~~

# INTERNATIONAL STANDARD

## NORME INTERNATIONALE



**Safety of machinery – Electrical equipment of machines –  
Part 11: Requirements for equipment for voltages above 1 000 V AC or 1 500 V  
DC and not exceeding 36 kV**

**Sécurité des machines – Équipement électrique des machines –  
Partie 11: Exigences pour les équipements fonctionnant à des tensions  
supérieures à 1 000 V en courant alternatif ou 1 500 V en courant continu et ne  
dépassant pas 36 kV**

## CONTENTS

FOREWORD.....	6
INTRODUCTION.....	8
1 Scope.....	10
2 Normative references.....	11
3 Terms and definitions .....	12
4 General requirements .....	18
4.1 General.....	18
4.2 Selection of electrical equipment .....	19
4.3 Electrical power supply.....	20
4.3.1 General .....	20
4.3.2 Voltage characteristics .....	20
4.3.3 On-board power supply .....	20
4.4 Physical environment and operating conditions .....	20
4.4.1 General .....	20
4.4.2 Electromagnetic compatibility (EMC) .....	20
4.5 Transportation and storage.....	21
4.6 Provisions for handling .....	21
4.7 Installation .....	21
4.7.1 General .....	21
4.7.2 Assembly and mounting .....	21
5 Incoming supply conductor terminations and devices for disconnecting and switching off.....	21
5.1 Incoming high-voltage conductor terminations.....	21
5.2 Earthing terminal of high-voltage equipment .....	21
5.3 Supply disconnecting devices and means for earthing.....	22
5.3.1 General .....	22
5.3.2 Type .....	22
5.3.3 Requirements for disconnectors .....	23
5.3.4 Requirements for earthing and short-circuiting .....	23
5.3.5 Arrangement of disconnecting and earthing devices.....	24
5.4 Devices for switching off for prevention of unexpected start-up.....	24
5.5 Devices for disconnecting and means for earthing HV equipment .....	24
5.6 Protection against unauthorized, inadvertent and/or mistaken operation .....	25
6 Protection against electric shock.....	25
6.1 General.....	25
6.2 Protection against direct contact.....	26
6.3 Protection against indirect contact .....	26
6.3.1 General .....	26
6.3.2 Measures to prevent the occurrence of a hazardous touch voltage for an unlimited time of fault duration.....	26
6.3.3 Protection by automatic disconnection of supply within a limited time of fault duration.....	27
6.3.4 Protection for mobile machines.....	27
7 Protection of HV equipment .....	28
7.1 General.....	28
7.2 Overcurrent protection.....	28

7.2.1	General .....	28
7.2.2	Supply conductors .....	28
7.2.3	Power circuits .....	28
7.2.4	Transformers .....	28
7.2.5	Overcurrent protective devices .....	29
7.2.6	Rating and setting of overcurrent protective devices .....	29
7.3	Protection of motors against overheating .....	29
7.4	Protection against abnormal temperature.....	29
7.5	Protection against the effects of supply interruption or voltage reduction and subsequent restoration .....	29
7.6	Motor overspeed protection .....	29
7.7	Earth fault protection .....	30
7.8	Protection against overvoltage due to lightning and switching surges .....	30
7.9	Protection against hazards due to arc faults.....	30
7.10	Protection against overpressure and leakage .....	30
7.11	Protection against fire .....	30
8	Equipotential bonding .....	30
8.1	General.....	30
8.2	Protective bonding circuit .....	33
8.2.1	General .....	33
8.2.2	Protective conductors.....	34
8.2.3	Continuity of the protective bonding circuit.....	34
8.2.4	Mobile machines .....	35
8.2.5	Protective bonding circuit connecting points .....	35
8.2.6	Supplementary protective bonding conductors .....	36
9	Control systems, control circuits and control functions .....	36
10	Operator interface and machine-mounted control devices .....	36
11	Electronic equipment .....	36
12	Controlgear: location, mounting, and enclosures .....	36
12.1	General requirements.....	36
12.2	Location and mounting .....	37
12.2.1	Accessibility and maintenance.....	37
12.2.2	Physical separation.....	37
12.3	Degrees of protection .....	37
12.4	Enclosures, doors and openings .....	38
12.5	Access to HV equipment .....	39
13	Conductors and cables .....	39
13.1	General requirements.....	39
13.2	Conductors .....	39
13.3	Insulation and sheath materials .....	40
13.4	Current-carrying capacity in normal service .....	40
13.5	Conductor and cable voltage drop .....	40
13.6	Minimum cross-sectional area .....	40
13.7	Flexible cables .....	40
13.7.1	General .....	40
13.7.2	Mechanical rating.....	41
13.7.3	Current-carrying capacity of cables wound on drums .....	41
13.8	Conductor wires, conductor bars and slip-ring assemblies.....	41



13.8.1	Protection against direct contact.....	41
13.8.2	Protective bonding circuit .....	42
13.8.3	Protective conductor current collectors .....	42
13.8.4	Clearances in air.....	42
13.8.5	Creepage distances .....	42
13.8.6	Conductor system sectioning.....	43
13.8.7	Construction and installation of conductor wire, conductor bar systems and slip-ring assemblies.....	43
14	Wiring practices.....	44
14.1	Connections and routing.....	44
14.1.1	General requirements.....	44
14.1.2	Cable runs .....	44
14.2	Identification of conductors.....	45
14.3	Flexible cables .....	45
14.4	Plug-socket combinations.....	46
14.5	Dismantling for shipment.....	46
14.6	Cable trays .....	46
15	Electric motors and associated equipment.....	46
15.1	General.....	46
15.2	Motor connection boxes .....	46
16	Means to protect persons working on electrical installations .....	47
16.1	General.....	47
16.2	Equipment for isolating installations or apparatus .....	47
16.3	Devices to prevent reclosing of isolating devices.....	47
16.4	Devices for determining the de-energized state.....	47
16.5	Devices for earthing and short-circuiting .....	47
16.6	Equipment acting as protective barriers against adjacent live parts .....	47
16.7	Storage of personal protection equipment.....	47
17	Marking, warning signs and reference designations.....	47
17.1	General.....	47
17.2	Warning signs .....	47
18	Technical documentation .....	48
18.1	General.....	48
18.2	Instructions for use.....	48
18.2.1	General .....	48
18.2.2	Provisions for handling.....	48
18.2.3	Assembly and mounting .....	48
18.2.4	Connections.....	49
18.2.5	Final installation inspection .....	49
18.2.6	Warning sign.....	49
19	Testing and verification.....	49
19.1	General.....	49
19.2	Earthing system tests .....	49
19.3	Insulation resistance tests .....	50
19.4	Voltage tests .....	50
19.5	Functional tests.....	50
19.6	IP tests for HV equipment outside electrical operating areas .....	50
19.7	Retesting .....	50

Annex A (informative) Examples of machines covered by IEC 60204-11.....	51
Annex B (informative) Inquiry form for the HV equipment of machines.....	52
Annex C (informative) Relationship between cable rated voltages and highest voltage for HV equipment.....	56
Bibliography .....	57
Figure 1 – Block diagram of a machine containing HV equipment.....	9
Figure 2 – Example of equipotential bonding for electrical equipment of a machine .....	33
Figure 3 – Symbol for protective earth (protective ground) .....	35
Figure 4 – Warning sign “high voltage” .....	48
Figure 5 – DANGER hazard severity panel .....	48
Table 1 – Maximum allowable conductor temperatures under normal and short-circuit conditions .....	39
Table 2 – De-rating factors for cables wound on drums.....	41
Table 3 – Selection of the pollution level depending on the degree of protection and insulator material .....	43
Table 4 – Minimum creepage distance of conductor lines and slip ring assemblies .....	43
Table B.1 – Overvoltage protection for HV equipment of machinery .....	54
Table C.1 – Rated voltages of cable and highest voltage for HV equipment.....	56

## INTERNATIONAL ELECTROTECHNICAL COMMISSION

---

**SAFETY OF MACHINERY –  
ELECTRICAL EQUIPMENT OF MACHINES –****Part 11: Requirements for equipment for voltages  
above 1 000 V AC or 1 500 V DC and not exceeding 36 kV**

## FOREWORD

- 1) The International Electrotechnical Commission (IEC) is a worldwide organization for standardization comprising all national electrotechnical committees (IEC National Committees). The object of IEC is to promote international co-operation on all questions concerning standardization in the electrical and electronic fields. To this end and in addition to other activities, IEC publishes International Standards, Technical Specifications, Technical Reports, Publicly Available Specifications (PAS) and Guides (hereafter referred to as "IEC Publication(s)"). Their preparation is entrusted to technical committees; any IEC National Committee interested in the subject dealt with may participate in this preparatory work. International, governmental and non-governmental organizations liaising with the IEC also participate in this preparation. IEC collaborates closely with the International Organization for Standardization (ISO) in accordance with conditions determined by agreement between the two organizations.
- 2) The formal decisions or agreements of IEC on technical matters express, as nearly as possible, an international consensus of opinion on the relevant subjects since each technical committee has representation from all interested IEC National Committees.
- 3) IEC Publications have the form of recommendations for international use and are accepted by IEC National Committees in that sense. While all reasonable efforts are made to ensure that the technical content of IEC Publications is accurate, IEC cannot be held responsible for the way in which they are used or for any misinterpretation by any end user.
- 4) In order to promote international uniformity, IEC National Committees undertake to apply IEC Publications transparently to the maximum extent possible in their national and regional publications. Any divergence between any IEC Publication and the corresponding national or regional publication shall be clearly indicated in the latter.
- 5) IEC itself does not provide any attestation of conformity. Independent certification bodies provide conformity assessment services and, in some areas, access to IEC marks of conformity. IEC is not responsible for any services carried out by independent certification bodies.
- 6) All users should ensure that they have the latest edition of this publication.
- 7) No liability shall attach to IEC or its directors, employees, servants or agents including individual experts and members of its technical committees and IEC National Committees for any personal injury, property damage or other damage of any nature whatsoever, whether direct or indirect, or for costs (including legal fees) and expenses arising out of the publication, use of, or reliance upon, this IEC Publication or any other IEC Publications.
- 8) Attention is drawn to the Normative references cited in this publication. Use of the referenced publications is indispensable for the correct application of this publication.
- 9) Attention is drawn to the possibility that some of the elements of this IEC Publication may be the subject of patent rights. IEC shall not be held responsible for identifying any or all such patent rights.

International Standard IEC 60204-11 has been prepared by IEC technical committee 44: Safety of machinery – Electrotechnical aspects.

This second edition cancels and replaces the first edition, published in 2000. This edition constitutes a technical revision.

This edition contains significant technical changes with respect to the previous edition regarding the following:

- aspects of risk assessment, which are mirrored from ISO 12100;
- equipotential bonding and earthing;
- EMC and power quality;
- HV switchgear and controlgear;

- creepage distances for conductors and slip-ring assemblies;
- a list of machinery using HV equipment, in Annex A.

This second edition of IEC 60204-11 has been updated and improved to reflect the experience gained with the first edition and the evolution of high-voltage equipment reflected in the relevant standards.

Regarding formal requirements, IEC 60204-11 has been aligned with

- IEC 60204-1:2016,
- IEC 61936-1:2010 and IEC 61936-1:2010/AMD1:2014,
- IEC 62271 (all parts).

This document is intended to be used in conjunction with IEC 60204-1.

The text of this International Standard is based on the following documents:

FDIS	Report on voting
44/819/FDIS	44/828/RVD

Full information on the voting for the approval of this International Standard can be found in the report on voting indicated in the above table.

This document has been drafted in accordance with the ISO/IEC Directives, Part 2.

A list of all parts in the IEC 60204 series, published under the general title *Safety of machinery – Electrical equipment of machines*, can be found on the IEC website.

The committee has decided that the contents of this document will remain unchanged until the stability date indicated on the IEC website under "<http://webstore.iec.ch>" in the data related to the specific document. At this date, the document will be

- reconfirmed,
- withdrawn,
- replaced by a revised edition, or
- amended.

**IMPORTANT – The 'colour inside' logo on the cover page of this publication indicates that it contains colours which are considered to be useful for the correct understanding of its contents. Users should therefore print this document using a colour printer.**

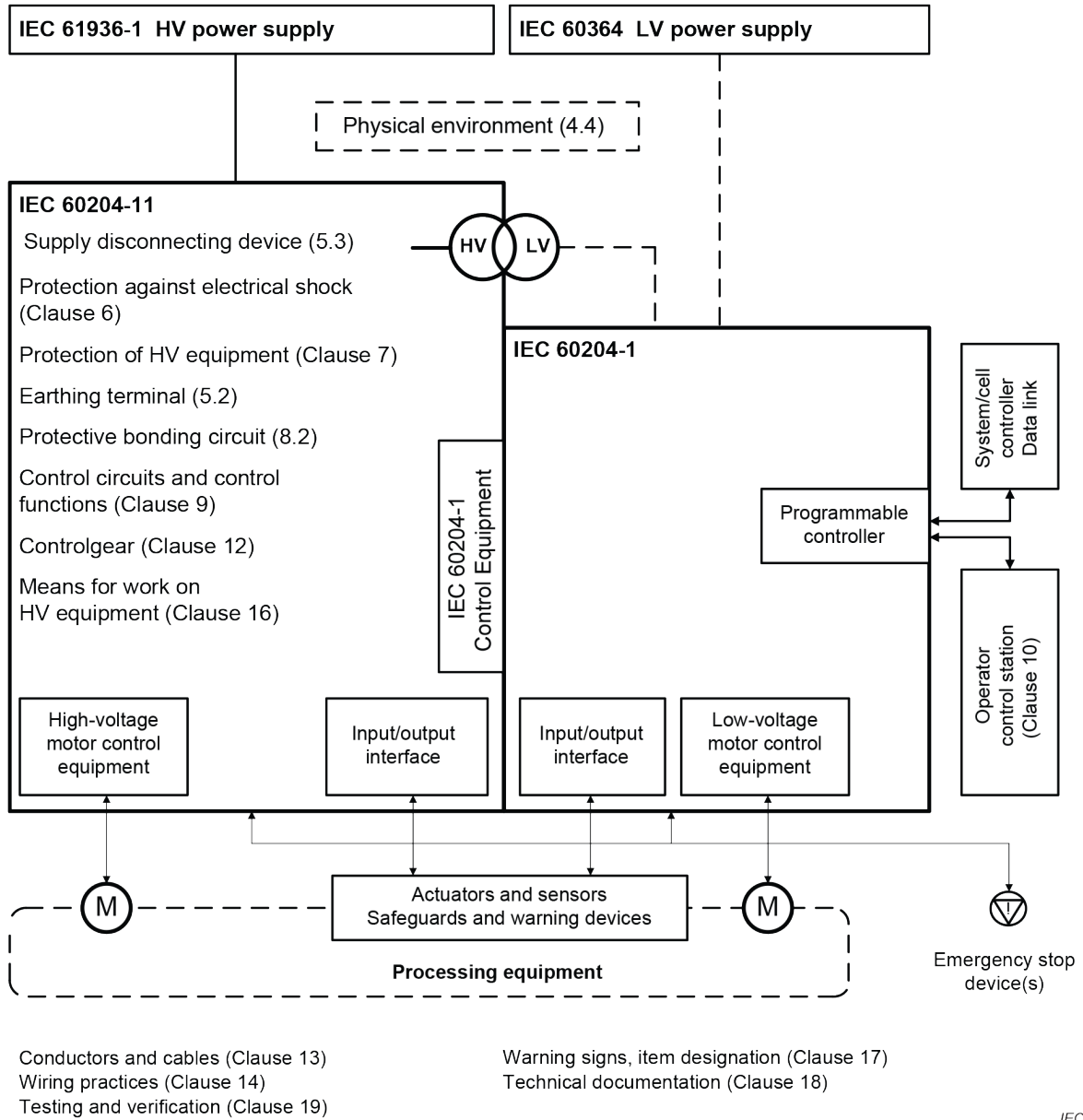
## INTRODUCTION

This part of IEC 60204 provides requirements and recommendations relating to the high-voltage electrical equipment (HV equipment) of machines together with its associated low-voltage electrical equipment (LV equipment) so as to promote

- safety of persons and property,
- consistency of control response,
- maintainability.

Figure 1 is a block diagram of a machine and associated equipment showing the various elements of the electrical equipment addressed in this document. Numbers in parentheses (...) refer to clauses and subclauses in this document. It is understood that all of the elements taken together including the safeguards, software and the documentation constitute the machine or group of machines working together with usually at least one level of supervisory control.

This document should be used in conjunction with IEC 60204-1. HV equipment can include LV control parts in the same general enclosure or in separate compartments.



**Figure 1 – Block diagram of a machine containing HV equipment**

## **SAFETY OF MACHINERY – ELECTRICAL EQUIPMENT OF MACHINES –**

### **Part 11: Requirements for equipment for voltages above 1 000 V AC or 1 500 V DC and not exceeding 36 kV**

#### **1 Scope**

This part of IEC 60204 applies to electrical and electronic equipment and systems to machines, including a group of machines working together in a co-ordinated manner, which operate at nominal voltages above 1 000 V AC or 1 500 V DC and not exceeding 36 kV AC or DC with nominal frequencies not exceeding 60 Hz.

In this document, the term HV equipment also covers the LV equipment forming an integral part of the equipment operating at high voltage. The requirements in this document primarily cover the parts operating at high-voltage except where explicitly stated otherwise.

NOTE 1 LV equipment not forming part of the HV equipment is covered by IEC 60204-1:2016.

NOTE 2 In this document, the term "electrical" includes both electrical and electronic matters (i.e. electrical equipment means both the electrical and the electronic equipment).

NOTE 3 This document does not apply to independent high-voltage power supply installations for which separate IEC standards exist.

The electrical equipment covered by this document commences at the point of connection of the supply to the electrical equipment of the machine (see 5.1).

NOTE 4 For the requirements for high-voltage power supply installations, see IEC 61936-1.

This document is a generic safety standard. It does not cover all the requirements (e.g. guarding, interlocking or control) which are needed or required by other standards or regulations in order to safeguard personnel from hazards other than electrical hazards. Each type of machine has unique requirements to be accommodated to provide adequate safety.

NOTE 5 In some machines the high-voltage power supply can be produced by a step-up transformer (autotransformer), supplied by a low-voltage system (e.g. by a LV generator).

NOTE 6 In the context of this document, the term "person" refers to any individual; "personnel" are those persons who are assigned and instructed by the user or his agent(s) in the use and care of the machine in question.

This part of IEC 60204 specifically includes, but is not limited to, machines as defined in 3.29 (Annex A lists examples of machines whose electrical equipment can be covered by this document).

For protection against electric shock from high-voltage equipment, this document refers to IEC 61936-1. When it comes to low-voltage equipment, this document refers to IEC 60204-1:2016.

NOTE 7 High- and low-voltage standards use different terms regarding protection against electric shock. Whereas high-voltage standards use the terms "direct contact" and "indirect contact", low-voltage standards correspondingly use "basic protection" and "fault protection".

Additional and special requirements can apply to the electrical equipment of machines that

- are used in the open air (i.e. outside buildings or other protective structures);
- use, process or produce potentially explosive material (e.g. paint or sawdust);
- are used in potentially explosive and/or flammable atmospheres;

- have special risks when producing or using certain materials;
- are used in mines.

Hazards as a result of noise and vibration are excluded from the scope of this document.

## 2 Normative references

The following documents are referred to in the text in such a way that some or all of their content constitutes requirements of this document. For dated references, only the edition cited applies. For undated references, the latest edition of the referenced document (including any amendments) applies.

IEC 60071-2:1996, *Insulation co-ordination – Part 2: Application guide*

IEC 60076-5, *Power transformers – Part 5: Ability to withstand short-circuit*

IEC 60204-1:2016, *Safety of machinery – Electrical equipment of machines – Part 1: General requirements*

IEC 60364-5-54:2011, *Low-voltage electrical installations – Part 5-54: Selection and erection of electrical equipment – Earthing arrangements and protective conductors*

IEC 60417, *Graphical symbols for use on equipment* (available at <http://www.graphical-symbols.info/equipment>)

IEC 60445, *Basic and safety principles for man-machine interface, marking and identification – Identification of equipment terminals, conductor terminations and conductors.*

IEC 60529, *Degrees of protection provided by enclosures (IP Code)*

IEC 60865-1, *Short-circuit currents – Calculation of effects – Part 1: Definitions and calculation methods*

IEC 61800 (all parts), *Adjustable speed electrical power drive systems*

IEC 61936-1:2010, *Power installations exceeding 1 kV a.c. – Part 1: Common rules*  
IEC 61936-1:2010/AMD1:2014

IEC 62061, *Safety of machinery – Functional safety of safety-related electrical, electronic and programmable electronic control systems*

IEC 62271-102, *High-voltage switchgear and controlgear – Part 102: Alternating current disconnectors and earthing switches*

IEC 62271-103, *High-voltage switchgear and controlgear – Part 103: Switches for rated voltages above 1 kV up to and including 52 kV*

IEC 62271-105, *High-voltage switchgear and controlgear – Part 105: Alternating current switch-fuse combinations for rated voltages above 1 kV up to and including 52 kV*

IEC 62271-107, *High-voltage switchgear and controlgear – Part 107: Alternating current fused circuit-switchers for rated voltages above 1 kV up to and including 52 kV*

IEC 62271-200:2011, *High-voltage switchgear and controlgear – Part 200: AC metal-enclosed switchgear and controlgear for rated voltages above 1 kV and up to and including 52 kV*



IEC 62271-201, *High-voltage switchgear and controlgear – Part 201: AC solid-insulation enclosed switchgear and controlgear for rated voltages above 1 kV and up to and including 52 kV*

IEC 62745, *Safety of machinery – Requirements for cableless control systems of machinery*

ISO 13849-1, *Safety of machinery – Safety-related parts of control systems – Part 1: General principles for design*

ISO 3864-1:2011, *Graphical symbols – Safety colours and safety signs – Part 1: Design principles for safety signs and safety markings*

ISO 3864-2:2016, *Graphical symbols – Safety colours and safety signs – Part 2: Design principles for product safety labels*

ISO 7010:2011, *Graphical symbols – Safety colours and safety signs – Registered safety signs*

ISO 12100, *Safety of machinery – General principles for design – Risk assessment and risk reduction*

## SOMMAIRE

AVANT-PROPOS.....	64
INTRODUCTION.....	66
1 Domaine d'application.....	68
2 Références normatives.....	69
3 Termes et définitions.....	70
4 Exigences générales.....	77
4.1 Généralités.....	77
4.2 Choix des équipements électriques.....	78
4.3 Alimentation électrique.....	78
4.3.1 Généralités.....	78
4.3.2 Caractéristiques de tension.....	79
4.3.3 Source de puissance embarquée.....	79
4.4 Environnement physique et conditions de fonctionnement.....	79
4.4.1 Généralités.....	79
4.4.2 Compatibilité électromagnétique (CEM).....	79
4.5 Transport et stockage.....	80
4.6 Dispositions pour la manutention.....	80
4.7 Installation.....	80
4.7.1 Généralités.....	80
4.7.2 Assemblage et montage.....	80
5 Extrémités des conducteurs d'alimentation et appareils de coupure et de sectionnement.....	80
5.1 Extrémités des conducteurs à haute tension.....	80
5.2 Borne de terre de l'équipement haute tension.....	80
5.3 Appareils de sectionnement de l'alimentation pour la mise à la terre.....	81
5.3.1 Généralités.....	81
5.3.2 Type.....	81
5.3.3 Exigences relatives aux sectionneurs.....	82
5.3.4 Exigences relatives à la mise à la terre et aux courts-circuits.....	82
5.3.5 Disposition des appareils de sectionnement et de mise à la terre.....	83
5.4 Appareils de coupure pour éviter un redémarrage intempestif.....	83
5.5 Appareils de sectionnement et moyens de mise à la terre pour l'équipement HT.....	84
5.6 Protection contre une manœuvre non autorisée, par inadvertance et/ou par erreur.....	84
6 Protection contre les chocs électriques.....	85
6.1 Généralités.....	85
6.2 Protection contre les contacts directs.....	85
6.3 Protection contre les contacts indirects.....	85
6.3.1 Généralités.....	85
6.3.2 Mesures pour empêcher l'apparition d'une tension de contact dangereuse lors d'un défaut permanent.....	86
6.3.3 Protection par coupure automatique de l'alimentation lors d'un défaut de durée limitée.....	86
6.3.4 Protection des machines mobiles.....	86
7 Protection de l'équipement HT.....	87

7.1	Généralités .....	87
7.2	Protection contre les surintensités .....	87
7.2.1	Généralités .....	87
7.2.2	Conducteurs d'alimentation .....	87
7.2.3	Circuits de puissance .....	88
7.2.4	Transformateurs.....	88
7.2.5	Appareils de protection contre les surintensités .....	88
7.2.6	Caractéristiques assignées et réglage des appareils de protection contre les surintensités .....	88
7.3	Protection des moteurs contre les surchauffes .....	88
7.4	Protection contre les températures anormales .....	89
7.5	Protection contre les effets de l'interruption de l'alimentation ou la réduction de la tension et leur rétablissement ultérieur.....	89
7.6	Protection contre la survitesse des moteurs .....	89
7.7	Protection contre les défauts à la terre .....	89
7.8	Protection contre la surtension due à la foudre et les surtensions de manœuvre .....	89
7.9	Protection contre les phénomènes dangereux dus aux défauts d'arc .....	90
7.10	Protection contre les surpressions et les fuites .....	90
7.11	Protection contre l'incendie .....	90
8	Liaisons équipotentielles.....	90
8.1	Généralités .....	90
8.2	Circuit de protection .....	93
8.2.1	Généralités .....	93
8.2.2	Conducteurs de protection .....	93
8.2.3	Continuité du circuit de protection .....	94
8.2.4	Machines mobiles .....	94
8.2.5	Points de raccordement du circuit de protection.....	95
8.2.6	Conducteurs supplémentaires de liaison de protection .....	95
9	Systèmes, circuits et fonctions de commande.....	95
10	Interface opérateur et appareils de commande montés sur la machine.....	96
11	Équipement électronique .....	96
12	Appareillage de commande: emplacement, montage et enveloppes .....	96
12.1	Exigences générales .....	96
12.2	Emplacement et montage .....	96
12.2.1	Accessibilité et maintenance .....	96
12.2.2	Séparation physique .....	97
12.3	Degrés de protection .....	97
12.4	Enveloppes, portes et ouvertures .....	97
12.5	Accès aux équipements HT .....	98
13	Câbles et conducteurs .....	98
13.1	Exigences générales .....	98
13.2	Conducteurs .....	99
13.3	Matériaux d'isolation et de gainage.....	99
13.4	Courant admissible en fonctionnement normal .....	100
13.5	Chute de tension dans les câbles et conducteurs .....	100
13.6	Section minimale.....	100
13.7	Câbles souples .....	100
13.7.1	Généralités .....	100

13.7.2	Dimensionnement mécanique.....	101
13.7.3	Courant admissible des câbles enroulés sur des tambours.....	101
13.8	Ensembles de fils conducteurs, barres conductrices et bagues collectrices.....	101
13.8.1	Protection contre les contacts directs .....	101
13.8.2	Circuit de protection .....	102
13.8.3	Collecteurs de courant du conducteur de protection.....	102
13.8.4	Distances d'isolement dans l'air .....	102
13.8.5	Lignes de fuite .....	102
13.8.6	Subdivision du système conducteur.....	103
13.8.7	Construction et mise en œuvre d'ensembles de fils conducteurs, de barres conductrices et de bagues collectrices .....	104
14	Pratiques du câblage.....	104
14.1	Raccordement et cheminement.....	104
14.1.1	Exigences générales.....	104
14.1.2	Cheminement des câbles .....	104
14.2	Identification des conducteurs .....	105
14.3	Câbles souples .....	105
14.4	Ensembles fiche-prise .....	106
14.5	Démontage pour le transport .....	106
14.6	Chemins de câbles.....	106
15	Moteurs électriques et équipements associés.....	107
15.1	Généralités .....	107
15.2	Boîtiers de connexion de moteur .....	107
16	Moyens de protection des personnes intervenant sur des installations électriques .....	107
16.1	Généralités .....	107
16.2	Équipement pour l'isolement des installations ou des appareils.....	107
16.3	Appareils pour empêcher le réenclenchement des appareils de sectionnement.....	107
16.4	Appareils de vérification de l'absence de tension .....	107
16.5	Appareils de mise à la terre et en court-circuit .....	107
16.6	Équipements agissant comme barrières de protection contre les parties actives voisines.....	107
16.7	Stockage de l'équipement de protection individuelle.....	108
17	Marquages, panneaux d'avertissement et désignations de référence .....	108
17.1	Généralités .....	108
17.2	Panneaux d'avertissement.....	108
18	Documentation technique.....	109
18.1	Généralités .....	109
18.2	Instructions d'utilisation .....	109
18.2.1	Généralités .....	109
18.2.2	Dispositions pour la manutention.....	109
18.2.3	Assemblage et montage .....	109
18.2.4	Connexions.....	109
18.2.5	Inspection finale de l'installation.....	109
18.2.6	Panneau d'avertissement .....	109
19	Essais et vérification.....	110
19.1	Généralités .....	110
19.2	Essais de l'installation de mise à la terre .....	110
19.3	Essais de résistance d'isolement.....	110

19.4	Essais de tension.....	110
19.5	Essais fonctionnels .....	111
19.6	Essais d'IP pour les équipements HT à l'extérieur des zones de service électrique.....	111
19.7	Contre-essais.....	111
Annexe A (informative) Exemples de machines couvertes par l'IEC 60204-11 .....		112
Annexe B (informative) Questionnaire concernant l'équipement HT des machines.....		113
Annexe C (informative) Relation entre les tensions assignées des câbles et la tension la plus élevée des équipements HT .....		118
Bibliographie .....		119
Figure 1 – Schéma fonctionnel d'une machine comportant des équipements HT.....		67
Figure 2 – Exemple de liaisons équipotentielles pour l'équipement électrique d'une machine .....		92
Figure 3 – Symbole pour la terre de protection .....		95
Figure 4 – Panneau d'avertissement «haute tension» .....		108
Figure 5 – Panneau «DANGER» indiquant la gravité d'un phénomène dangereux .....		108
Tableau 1 – Températures maximales admissibles des conducteurs dans les conditions normales et de court-circuit .....		99
Tableau 2 – Facteurs de correction pour des câbles enroulés sur tambours .....		101
Tableau 3 – Choix du niveau de pollution en fonction du degré de protection et du matériau isolant.....		103
Tableau 4 – Ligne de fuite minimale des ensembles de lignes conductrices et de bagues collectrices .....		103
Tableau B.1 – Protection contre la surtension des équipements HT des machines .....		116
Tableau C.1 – Tensions assignées des câbles et tension la plus élevée pour l'équipement HT .....		118

## COMMISSION ÉLECTROTECHNIQUE INTERNATIONALE

**SÉCURITÉ DES MACHINES –  
ÉQUIPEMENT ÉLECTRIQUE DES MACHINES –****Partie 11: Exigences pour les équipements fonctionnant  
à des tensions supérieures à 1 000 V en courant alternatif  
ou 1 500 V en courant continu et ne dépassant pas 36 kV**

## AVANT-PROPOS

- 1) La Commission Électrotechnique Internationale (IEC) est une organisation mondiale de normalisation composée de l'ensemble des comités électrotechniques nationaux (Comités nationaux de l'IEC). L'IEC a pour objet de favoriser la coopération internationale pour toutes les questions de normalisation dans les domaines de l'électricité et de l'électronique. À cet effet, l'IEC – entre autres activités – publie des Normes internationales, des Spécifications techniques, des Rapports techniques, des Spécifications accessibles au public (PAS) et des Guides (ci-après dénommés "Publication(s) de l'IEC"). Leur élaboration est confiée à des comités d'études, aux travaux desquels tout Comité national intéressé par le sujet traité peut participer. Les organisations internationales, gouvernementales et non gouvernementales, en liaison avec l'IEC, participent également aux travaux. L'IEC collabore étroitement avec l'Organisation Internationale de Normalisation (ISO), selon des conditions fixées par accord entre les deux organisations.
- 2) Les décisions ou accords officiels de l'IEC concernant les questions techniques représentent, dans la mesure du possible, un accord international sur les sujets étudiés, étant donné que les Comités nationaux de l'IEC intéressés sont représentés dans chaque comité d'études.
- 3) Les Publications de l'IEC se présentent sous la forme de recommandations internationales et sont agréées comme telles par les Comités nationaux de l'IEC. Tous les efforts raisonnables sont entrepris afin que l'IEC s'assure de l'exactitude du contenu technique de ses publications; l'IEC ne peut pas être tenue responsable de l'éventuelle mauvaise utilisation ou interprétation qui en est faite par un quelconque utilisateur final.
- 4) Dans le but d'encourager l'uniformité internationale, les Comités nationaux de l'IEC s'engagent, dans toute la mesure possible, à appliquer de façon transparente les Publications de l'IEC dans leurs publications nationales et régionales. Toutes divergences entre toutes Publications de l'IEC et toutes publications nationales ou régionales correspondantes doivent être indiquées en termes clairs dans ces dernières.
- 5) L'IEC elle-même ne fournit aucune attestation de conformité. Des organismes de certification indépendants fournissent des services d'évaluation de conformité et, dans certains secteurs, accèdent aux marques de conformité de l'IEC. L'IEC n'est responsable d'aucun des services effectués par les organismes de certification indépendants.
- 6) Tous les utilisateurs doivent s'assurer qu'ils sont en possession de la dernière édition de cette publication.
- 7) Aucune responsabilité ne doit être imputée à l'IEC, à ses administrateurs, employés, auxiliaires ou mandataires, y compris ses experts particuliers et les membres de ses comités d'études et des Comités nationaux de l'IEC, pour tout préjudice causé en cas de dommages corporels et matériels, ou de tout autre dommage de quelque nature que ce soit, directe ou indirecte, ou pour supporter les coûts (y compris les frais de justice) et les dépenses découlant de la publication ou de l'utilisation de cette Publication de l'IEC ou de toute autre Publication de l'IEC, ou au crédit qui lui est accordé.
- 8) L'attention est attirée sur les références normatives citées dans cette publication. L'utilisation de publications référencées est obligatoire pour une application correcte de la présente publication.
- 9) L'attention est attirée sur le fait que certains des éléments de la présente Publication de l'IEC peuvent faire l'objet de droits de brevet. L'IEC ne saurait être tenue pour responsable de ne pas avoir identifié de tels droits de brevets et de ne pas avoir signalé leur existence.

La Norme internationale IEC 60204-11 a été établie par le comité d'études 44 de l'IEC: Sécurité des machines – Aspects électrotechniques.

Cette deuxième édition annule et remplace la première édition parue en 2000. Cette édition constitue une révision technique.

Cette édition contient des modifications techniques majeures par rapport à l'édition précédente qui concernent:

- les aspects liés à l'appréciation du risque, tirés de l'ISO 12100;
- les liaisons équipotentielles et la mise à la terre;

- la CEM et la qualité de la puissance;
- les appareillages à haute tension;
- les lignes de fuite pour conducteurs et ensembles de bagues collectrices;
- une liste des machines utilisant des équipements HT dans l'Annexe A.

Cette deuxième édition de l'IEC 60204-11 a été mise à jour et améliorée sur la base de l'expérience acquise avec la première édition et sur la base de l'évolution des équipements haute tension décrits dans les normes applicables.

Concernant les exigences de forme, l'IEC 60204-11 a été alignée sur

- l'IEC 60204-1:2016,
- l'IEC 61936-1:2010 et l'IEC 61936-1:2010/AMD1:2014,
- l'IEC 62271 (toutes les parties).

Cette norme est destinée à être utilisée conjointement avec l'IEC 60204-1.

Le texte de cette Norme internationale est issu des documents suivants:

FDIS	Rapport de vote
44/819/FDIS	44/828/RVD

Le rapport de vote indiqué dans le tableau ci-dessus donne toute information sur le vote ayant abouti à l'approbation de cette Norme internationale.

Ce document a été rédigé selon les Directives ISO/IEC, Partie 2.

Une liste de toutes les parties de la série IEC 60204, publiée sous le titre général *Sécurité des machines – Équipement électrique des machines*, peut être consultée sur le site web de l'IEC.

Le comité a décidé que le contenu de ce document ne sera pas modifié avant la date de stabilité indiquée sur le site web de l'IEC sous «<http://webstore.iec.ch>» dans les données relatives au document recherché. À cette date, le document sera

- reconduit,
- supprimé,
- remplacé par une édition révisée, ou
- amendé.

**IMPORTANT – Le logo «*colour inside*» qui se trouve sur la page de couverture de cette publication indique qu'elle contient des couleurs qui sont considérées comme utiles à une bonne compréhension de son contenu. Les utilisateurs devraient, par conséquent, imprimer cette publication en utilisant une imprimante couleur.**

## INTRODUCTION

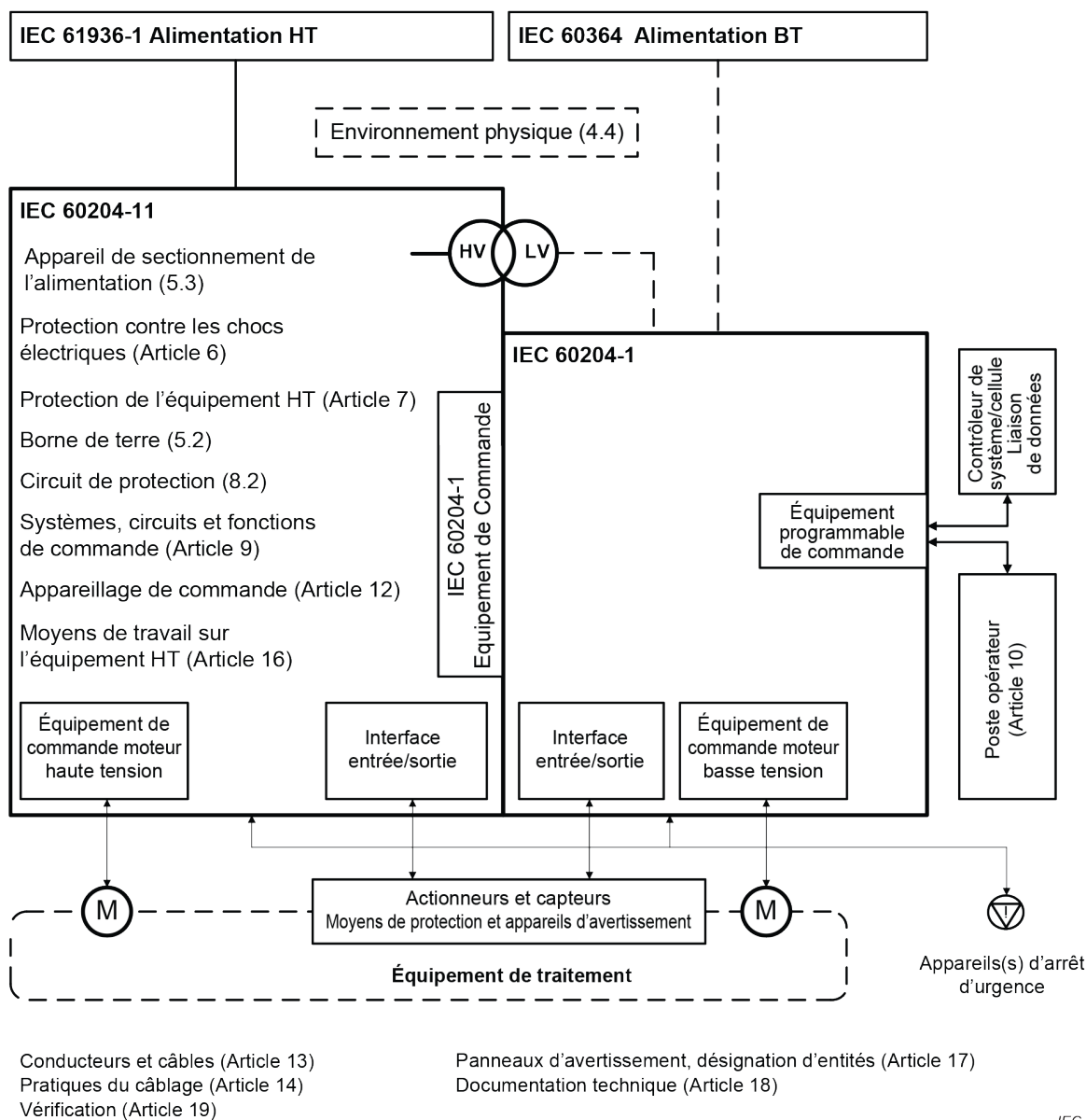
La présente partie de l'IEC 60204 donne les exigences et recommandations relatives à l'équipement électrique haute tension (équipement HT) ainsi qu'à l'équipement électrique basse tension (équipement BT) des machines en vue d'améliorer

- la sécurité des personnes et des biens,
- la cohérence de réponse des commandes,
- la maintenabilité.

La Figure 1 est un schéma fonctionnel d'une machine et de l'équipement associé représentant les différents éléments de l'équipement électrique traité dans le présent document. Les chiffres entre parenthèses (...) se rapportent aux articles et aux paragraphes du présent document. Il est admis que la totalité des éléments pris ensemble, y compris les moyens de protection, les logiciels et la documentation, constitue la machine ou le groupe de machines fonctionnant ensemble avec habituellement au moins un niveau de supervision.

Il convient d'utiliser le présent document conjointement avec l'IEC 60204-1. Les équipements HT peuvent comprendre les parties BT de commande situées dans la même enveloppe générale ou dans des compartiments séparés.





**Figure 1 – Schéma fonctionnel d’une machine comportant des équipements HT**

## SÉCURITÉ DES MACHINES – ÉQUIPEMENT ÉLECTRIQUE DES MACHINES –

### Partie 11: Exigences pour les équipements fonctionnant à des tensions supérieures à 1 000 V en courant alternatif ou 1 500 V en courant continu et ne dépassant pas 36 kV

#### 1 Domaine d'application

La présente partie de l'IEC 60204 est applicable aux équipements et systèmes électriques et électroniques des machines, y compris à un groupe de machines fonctionnant de manière coordonnée, qui fonctionnent à une tension nominale supérieure à 1 000 V en courant alternatif ou 1 500 V en courant continu et non supérieure à 36 kV en courant alternatif ou continu et pour des fréquences nominales n'excédant pas 60 Hz.

Dans le présent document, le terme «équipement HT» couvre aussi l'équipement BT faisant partie intégrante de l'équipement fonctionnant en haute tension. Les exigences du présent document couvrent essentiellement les parties fonctionnant en haute tension, sauf spécification explicite contraire.

NOTE 1 Les équipements BT qui ne font pas partie de l'équipement HT sont couverts par l'IEC 60204-1:2016.

NOTE 2 Dans le présent document, le terme «électrique» est utilisé dans le sens général d'électrique et d'électronique (c'est-à-dire que le terme «équipement électrique» désigne à la fois l'équipement électrique et l'équipement électronique).

NOTE 3 Le présent document ne s'applique pas aux installations électriques haute tension indépendantes pour lesquelles des normes IEC spécifiques existent.

L'équipement électrique défini dans le présent document commence au point de raccordement de l'alimentation à l'équipement électrique de la machine (voir 5.1).

NOTE 4 Pour les exigences d'installations électriques haute tension, voir l'IEC 61936-1.

Le présent document est une norme générique de sécurité. Elle ne couvre pas toutes les exigences (par exemple, protection, verrouillage ou commande) qui sont nécessaires ou exigées par d'autres normes ou réglementations destinées à protéger les personnes contre des phénomènes dangereux autres que les phénomènes dangereux électriques. Chaque type de machine est couvert par des exigences qui lui sont propres et qui sont à prendre en compte pour obtenir une sécurité adéquate.

NOTE 5 Dans certaines machines, l'alimentation à haute tension peut être produite par un transformateur élévateur (autotransformateur) alimenté par un système basse tension (par exemple, par un générateur basse tension).

NOTE 6 Dans le cadre du présent document, le terme «personne» s'applique à n'importe quel individu et le terme «personnel» fait référence aux personnes désignées et formées par l'utilisateur ou par son ou ses agent(s) à l'utilisation ou l'entretien de la machine concernée.

Le présent document inclut, entre autres, les machines, comme défini en 3.29 (l'Annexe A énumère des exemples de machines dont l'équipement électrique peut être couvert par le présent document).

Concernant la protection contre les chocs électriques provenant d'équipements haute tension, le présent document fait référence à l'IEC 61936-1. Lorsqu'il s'agit d'équipements basse tension, le présent document fait référence à l'IEC 60204-1:2016.

NOTE 7 Les normes relatives aux hautes et basses tensions utilisent différents termes concernant la protection contre les chocs électriques. Tandis que les normes relatives à la haute tension utilisent les termes «contact direct» et «contact indirect», les normes relatives à la basse tension utilisent respectivement «protection principale» et «protection en cas de défaut».

Des exigences complémentaires et spécifiques peuvent s'appliquer à l'équipement électrique des machines qui

- sont utilisées à l'air libre (c'est-à-dire à l'extérieur de bâtiments ou d'autres structures de protection);
- utilisent, transforment ou produisent des matériaux potentiellement explosifs (par exemple de la peinture ou de la sciure);
- sont utilisées dans des atmosphères potentiellement explosives et/ou inflammables;
- présentent des risques particuliers lors de la fabrication ou de l'utilisation de certains matériaux;
- sont utilisées dans les mines.

Les phénomènes dangereux résultant de bruits et de vibrations sont exclus du domaine d'application du présent document.

## 2 Références normatives

Les documents suivants cités dans le texte constituent, pour tout ou partie de leur contenu, des exigences du présent document. Pour les références datées, seule l'édition citée s'applique. Pour les références non datées, la dernière édition du document de référence s'applique (y compris les éventuels amendements).

IEC 60071-2:1996, *Coordination de l'isolement – Partie 2: Guide d'application*

IEC 60076-5, *Transformateurs de puissance – Partie 5: Tenue au court-circuit*

IEC 60204-1:2016, *Sécurité des machines – Équipement électrique des machines – Partie 1: Exigences générales*

IEC 60364-5-54:2011, *Installations électriques basse-tension – Partie 5-54: Choix et mise en œuvre des matériels électriques – Installations de mise à la terre et conducteurs de protection*

IEC 60417, *Symboles graphiques utilisables sur le matériel* (disponible à l'adresse <http://www.graphical-symbols.info/equipment>)

IEC 60445, *Principes fondamentaux et de sécurité pour les interfaces hommes-machines, le marquage et l'identification – Identification des bornes de matériels, des extrémités de conducteurs et des conducteurs*

IEC 60529, *Degrés de protection procurés par les enveloppes (Code IP)*

IEC 60865-1, *Courants de court-circuit – Calcul des effets – Partie 1: Définitions et méthodes de calcul*

IEC 61800 (toutes les parties), *Entraînements électriques de puissance à vitesse variable*

IEC 61936-1:2010, *Installations électriques en courant alternatif de puissance supérieure à 1 kV – Partie 1: Règles communes*

IEC 61936-1:2010/AMD1:2014

IEC 62061, *Sécurité des machines – Sécurité fonctionnelle des systèmes de commande électriques, électroniques et électroniques programmables relatifs à la sécurité*

IEC 62271-102, *Appareillage à haute tension – Partie 102: Sectionneurs et sectionneurs de terre à courant alternatif*

IEC 62271-103, *Appareillage à haute tension – Partie 103: Interrupteurs pour tensions assignées supérieures à 1 kV et inférieures ou égales à 52 kV*

IEC 62271-105, *Appareillage à haute tension – Partie 105: Combinés interrupteurs-fusibles pour courant alternatif de tensions assignées supérieures à 1 kV et jusqu'à 52 kV inclus*

IEC 62271-107, *Appareillage à haute tension – Partie 107: Circuits-switchers fusibles pour courant alternatif de tension assignée supérieure à 1 kV et jusqu'à 52 kV inclus*

IEC 62271-200:2011, *Appareillage à haute tension – Partie 200: Appareillage sous enveloppe métallique pour courant alternatif de tensions assignées supérieures à 1 kV et inférieures ou égales à 52 kV*

IEC 62271-201, *Appareillage à haute tension – Partie 201: Appareillage sous enveloppe isolante solide pour courant alternatif de tensions assignées supérieures à 1 kV et inférieures ou égales à 52 kV*

IEC 62745, *Sécurité des machines – Exigences pour les systèmes de commande sans fil des machines*

ISO 13849-1, *Sécurité des machines – Parties des systèmes de commande relatives à la sécurité – Partie 1: Principes généraux de conception*

ISO 3864-1:2011, *Symboles graphiques – Couleurs de sécurité et signaux de sécurité – Partie 1: Principes de conception pour les signaux de sécurité et les marquages de sécurité*

ISO 3864-2:2016, *Symboles graphiques – Couleurs de sécurité et signaux de sécurité – Partie 2: Principes de conception pour l'étiquetage de sécurité des produits*

ISO 7010:2011, *Symboles graphiques – Couleurs de sécurité et signaux de sécurité – Signaux de sécurité enregistrés*

ISO 12100, *Sécurité des machines – Principes généraux de conception – Appréciation du risque et réduction du risque*

EN 50178, *Electronic equipment for use in power installations* (disponible en anglais seulement)